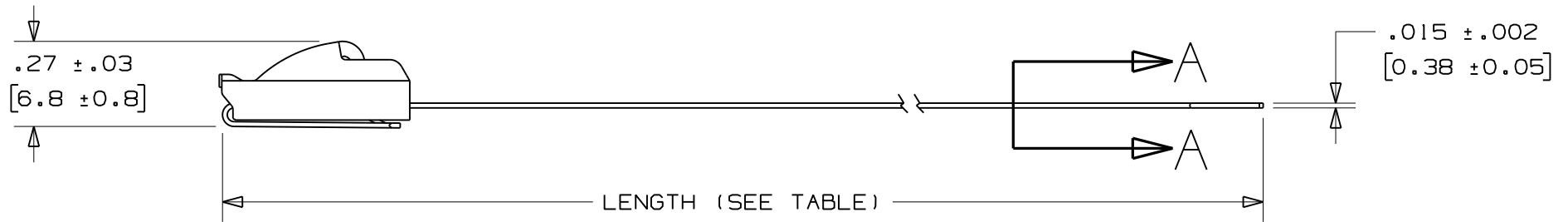
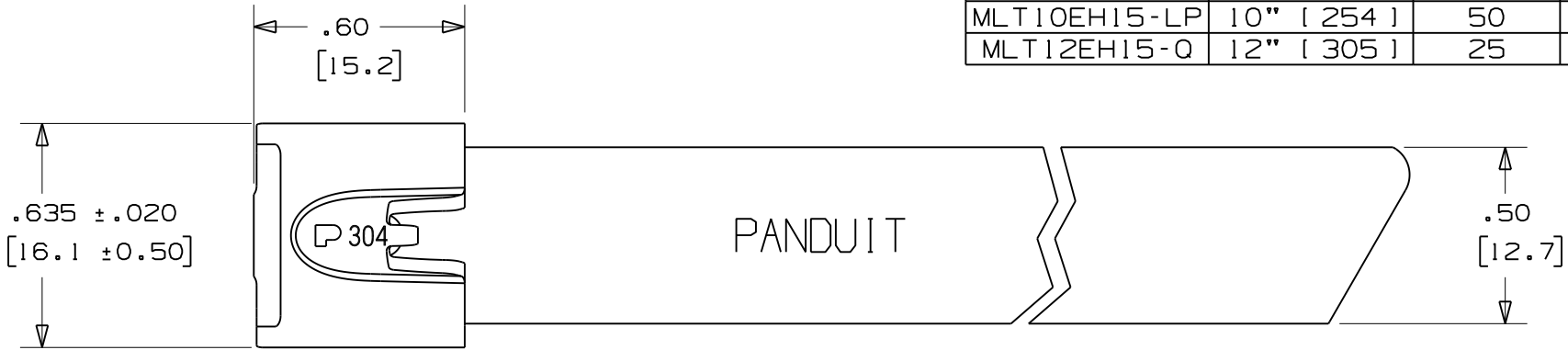


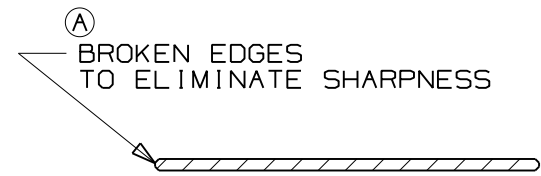
THIS COPY IS PROVIDED ON A RESTRICTED BASIS AND IS NOT TO BE USED IN ANY WAY DETRIMENTAL TO THE INTERESTS OF PANDUIT CORP.

PANDUIT PART NO.	MAX. BUNDLE DIA.	PACKAGE QTY.	LENGTH +/- .3" [ 7 ]
MLT4EH15-LP	4" [ 102 ]	50	17.1" [ 434 ]
MLT6EH15-LP	6" [ 152 ]	50	23.4" [ 594 ]
MLT8EH15-LP	8" [ 203 ]	50	29.7" [ 754 ]
MLT10EH15-LP	10" [ 254 ]	50	35.9" [ 912 ]
MLT12EH15-Q	12" [ 305 ]	25	42.2" [ 1072 ]



NOTES:

1. APPLICATION TOOLS - ST3MT & RT2HT
2. MINIMUM LOOP TENSILE STRENGTH - 700 LBS. (3115 NEWTONS) WHEN TESTED ON A 3" MANDREL.
3. BRACKETS [ ] DENOTES DIMENSION IN MILLIMETERS
4. TOLERANCES:  
 .XXX = ±.010 [ .25 ]  
 .XX = ±.02 [ .5 ]  
 .X = ±.03 [ .8 ]  
 ANGLES = ±2°
5. MATERIAL: 304 STAINLESS STEEL



SECTION A - A  
SCALE: 4x

N41157BS\_DC/01A

									TINLEY PARK, ILLINOIS METAL LOCKING TIE EXTRA HEAVY DUTY 304 STAINLESS STEEL CUSTOMER DRAWING				
01A	10/08	JAMB	SKB	ORIG CAD FILE SPEC WAS S41157_01 NOTE 1: APPLICATION TOOL RTIHT REPLACED BY RT2HT									
01	8/04	JAMB	DPN	A REMOVED "AISI NO.5"			11907	CCH	JJB				
00	1/04	JAMB	DPN	RELEASED			11307	CCH	JJB				
REV	DATE	BY	CHK	DESCRIPTION			ECN #	PM	CUST	DRAWN BY JAMB	CHK'D DPN	SCALE 2x	DRAWING NO. N41157BS_DC